


Halio® Energy Manager

The Halio Energy Manager plays a key role in delivering the fastest tint times in the industry while minimizing system power requirements. It stores energy and delivers the instantaneous peak power needed for fast glass tinting, then automatically scales back to low standby power levels.



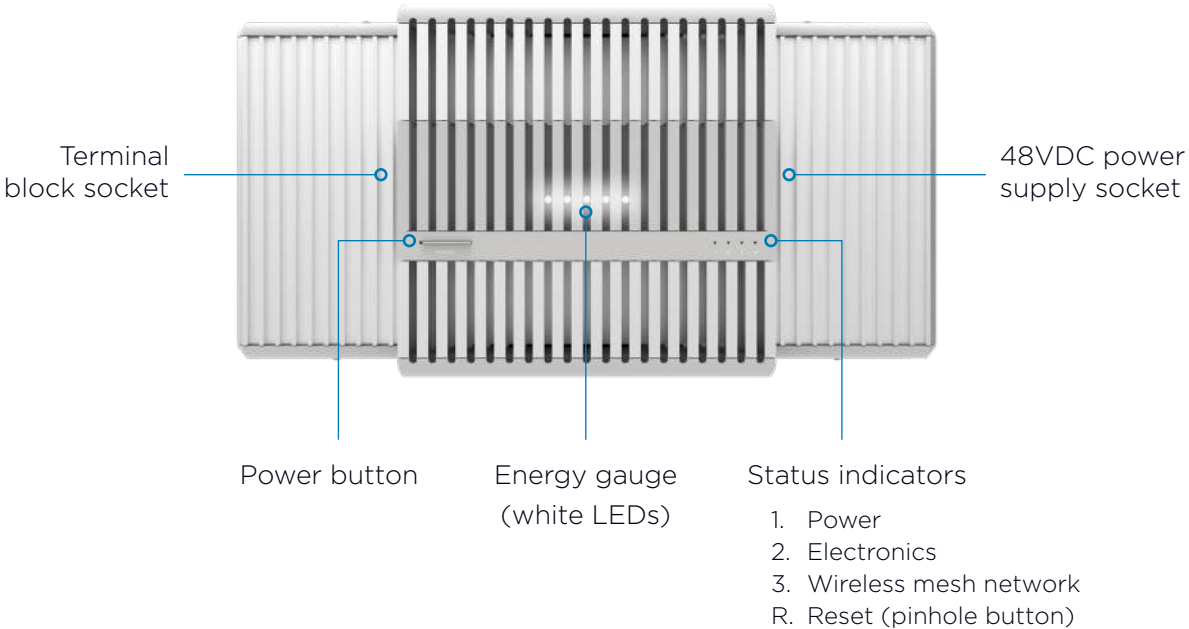
KEY FEATURES

- Delivers peak power using stored energy for fast glass tinting
- Works with the Halio System Power Supply to deliver high performance with low standby power
- Continuously monitors and reports energy levels through simple on-board LED indicators as well as more in-depth reporting through Halio software
- Provides system failover power, ensuring Halio continues to operate even during a building power outage


INSTALLATION

- Mount in Halio Component Cabinet
- Connect input power from the Halio System Power Supply
- Connect output power cable to Halio Component Cabinet terminal block
- Join secure wireless mesh network from System Gateway

ENERGY MANAGER PORTS AND FUNCTIONS



ENERGY MANAGER DIMENSIONS



SPECIFICATIONS

Model	EM200
Power Input	<p>Input Voltage: 48VDC Input Power: 600W max <i>Only for use with single charging supply in Halio PS120 System Power Supply</i> Time to Full Charge: 30min (without load) Input Cable: 1m length, 4x16AWG with 4-position push-in connector</p>
Power Output	<p>Output Voltage: 48VDC Total Energy: 5Ah 240Wh Peak Discharge Power: 3.4kW Maximum Output Fault Current: 89A <i>Output is disconnect and protection limited</i> Standby Power Consumption: <1W <i>When not powering other devices</i> Output Cable: 1m length, 16x16AWG with 16-position push-in connector Halio Devices Powered: 5-100 <i>Dependent on size of connected Halio glass; determined during advanced system design</i></p>
User Interface	<p>Buttons: Power, network, reset Status Indicator Lights: Power, electronics, wireless mesh Energy Gauge Indicators: 5 levels</p>
Network Connectivity	<p>Wireless Protocol: IEEE 802.15.4 wireless mesh networking, 2.4GHz Network Communication Protocol: IPv6 TCP/IP Point-to-Point Range: 100' 30m typical <i>Wireless range highly dependent on building materials & RF environment</i></p>
Embedded Software	<p>Dynamically controls power output to system components Automatic over-the-air updates</p>
Product Dimensions	<p>Size: 7.05" H x 13.4" W x 3.33" D 179mm H x 340mm W x 85mm D Weight: 13.7lb 6.2kg</p>
Environmental	<p>Indoor Use Only Ambient Operating Temperature: 32°F to 104°F 0°C to 40°C Recommended Relative Humidity: 30% - 70% RH Storage Temperature: -4°F to 140°F -20°C to 60°C Electrostatic Discharge Protection: +20kV</p>
Certifications	ETL, CE, FCC, IC, RoHS, WEEE, UN/DOT 38.3, IEC62133

What's Included

- EM200 Energy Manager
- Power input cable (1m)
- Input wire connectors (4)
- Power output cable (1m)
- Cabinet mounting screws (4)

Warranty

5 years, limited

©2019 Kinestral Technologies, Inc. Halio and Kinestral are trademarks of Kinestral Technologies, Inc. Halio North America, LLC and Halio International, S.A. are licensees of the Halio brand. All other trademarks are owned by their respective manufacturers.

HEMv4-20191113

HALIO

halio.glass.com